

Project Instructions

Sunset Leaf Sushi Plates

[Home](#) / [Project Plans](#) / [Fall](#) / Sunset Leaf Sushi Plates

Resources

[Project Plans](#)

[Videos](#)

[How-tos](#)

[Gallery](#)

[QR Codes](#)

[Literature](#)




[FAQs](#)

[Events](#)








What You'll Need:

Please [sign in](#) to add project items to your cart.

Bisque		QTY
	Scoop Sushi Salad Plate (Item 1023)	<input type="text"/>
	Scoop Sushi Dinner Plate (Item 1024)	<input type="text"/>
	Scoop Sushi Mini Plate (Item 1030)	<input type="text"/>

Color	QTY	Size
-------	-----	------

Add Products to Cart

	Polar Bear (Item 2300)	<input type="text"/>	8 oz. ▼
	What A Yolk (Item 2315)	<input type="text"/>	8 oz. ▼
	Happy Go Lucky (Item 2325)	<input type="text"/>	8 oz. ▼
	Red Blaze (Item 2391)	<input type="text"/>	Pint ▼
	Tangy Tangerine (Item 2397)	<input type="text"/>	8 oz. ▼

Instructions:

Step 1 – Apply 2 to 3 coats of Polar Bear to the dinner plate and the salad plate.

Step 2 – Trace the pattern and trace around the mini sushi plate so you end up with a square piece of paper with the leaf in the center.

Step 3 – Cut out the center to make a stencil (refer to picture).

Step 4 – Wet the paper and stick the leaf stencil to the mini sushi plate. Dab off the excess moisture with a sponge.

Step 5 – Slightly water down your remaining colors and apply them randomly to the leaf. Remove the paper when it's dry.

Step 6 – Use the same technique for applying color randomly to the salad sushi plate.

Step 7 – Dip into Clear Glaze and fire at cone 06.

Templates & Photos:

Left-click to view, right-click to save/download.



OUR COMPANY

[About Us](#)

[Contact Us](#)

[Map & Directions](#)

NEW CUSTOMERS

[Create an Account](#)

[Open a Studio](#)

[New Studio Training](#)

SUPPORT

[Ways to Order](#)

[Ordering & Shipping](#)

[Find a Distributor](#)

POLICIES

[Technical & Safety](#)

[Privacy](#)



165 Rosemont Street
Haverhill, MA 01832

[888-289-4273](tel:888-289-4273)
questions@gare.com

